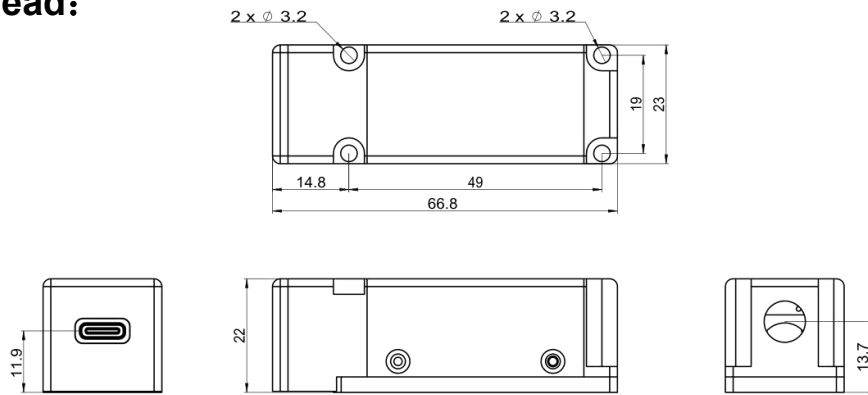


G532D060-66.8x23x22-1.5

- Applications**
- Life Science
 - Scientific Experiment
 - Optical Instrument

Dimensions (Unit: mm)

Laser Head:



Specifications				
Model Number		G532D060-66.8x23x22-1.5		
Mechanical Specifications		Min	Typ	Max
Laser Head	Width x Height (mm)	-	23x22	-
	Length (mm)	-	66.8	-
	Weight (g)	-	-	100
Housing Material		Grey Anodized Aluminum		
Optical Specifications		Min	Typ	Max
Wavelength (nm)		530	532	534
Output Power (mW)		40	60	-
Power Stability at const. Temperature ⁽¹⁾		-	+/- 1%	+/- 3%
Output Power Mode		CW		
Laser Class		3B		

⁽¹⁾ RMS after max. 5 minutes

Beam Specifications		Min	Typ	Max
Beam Divergence (mrad) ⁽¹⁾		-	1	1.5
Beam Alignment Tolerance	Position (Δr , mm) ⁽²⁾	-	-	0.5
	Off-axis Angle (mrad)	-	-	-
Beam Diameter at Output Window (mm) ⁽¹⁾		-	1.5	-
Beam Height from Base Plate (mm)		-	13.7	14
Beam Roundness		70%	-	95%
Beam Mode Longitude		Multi		
Beam Mode Transverse		TEM ₀₀		
M ²			1.2	1.3
Polarization Ratio (Linear)		100:1	-	-
Residual IR		-	1%	-
Electrical Specifications		Min	Typ	Max
Power Supply		100-240 VAC		
Power Consumption (W)		-	5	12
Laser Drive Size ⁽³⁾	Width x Height (mm)	-	35x38.5	-
	Length (mm)	-	66.7	-
	Weight (g)	-	-	200
Reliability		Min	Typ	Max
Operating Condition (°C) ⁽⁴⁾		15	25	35
Warm-up Time (minutes)		-	-	5
Storage Temperature (°C)		0	-	40
Environmental Humidity (RH, %)		5	-	85
Lifetime (hours) (MTTF at 25°C)		5,000	-	-

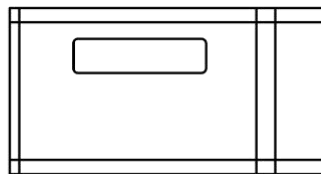
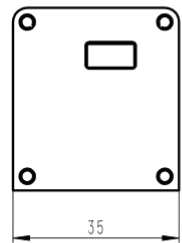
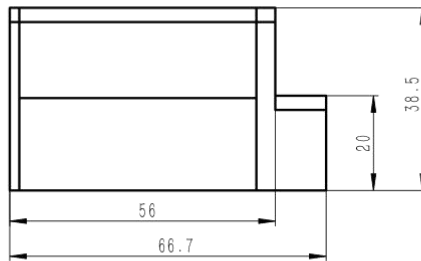
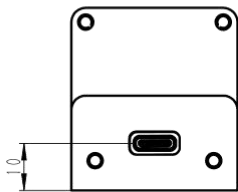
⁽¹⁾ Full Angle ($1/e^2$)

⁽²⁾ at Output Window

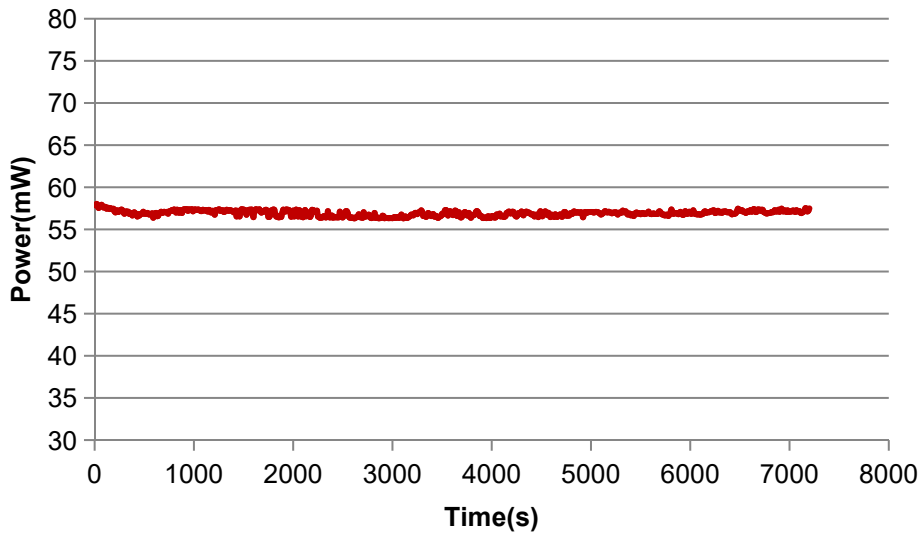
⁽³⁾ See page 3

⁽⁴⁾ For LS laser head baseplate temperature

Laser Driver



Power Stability



Beam Spot

