

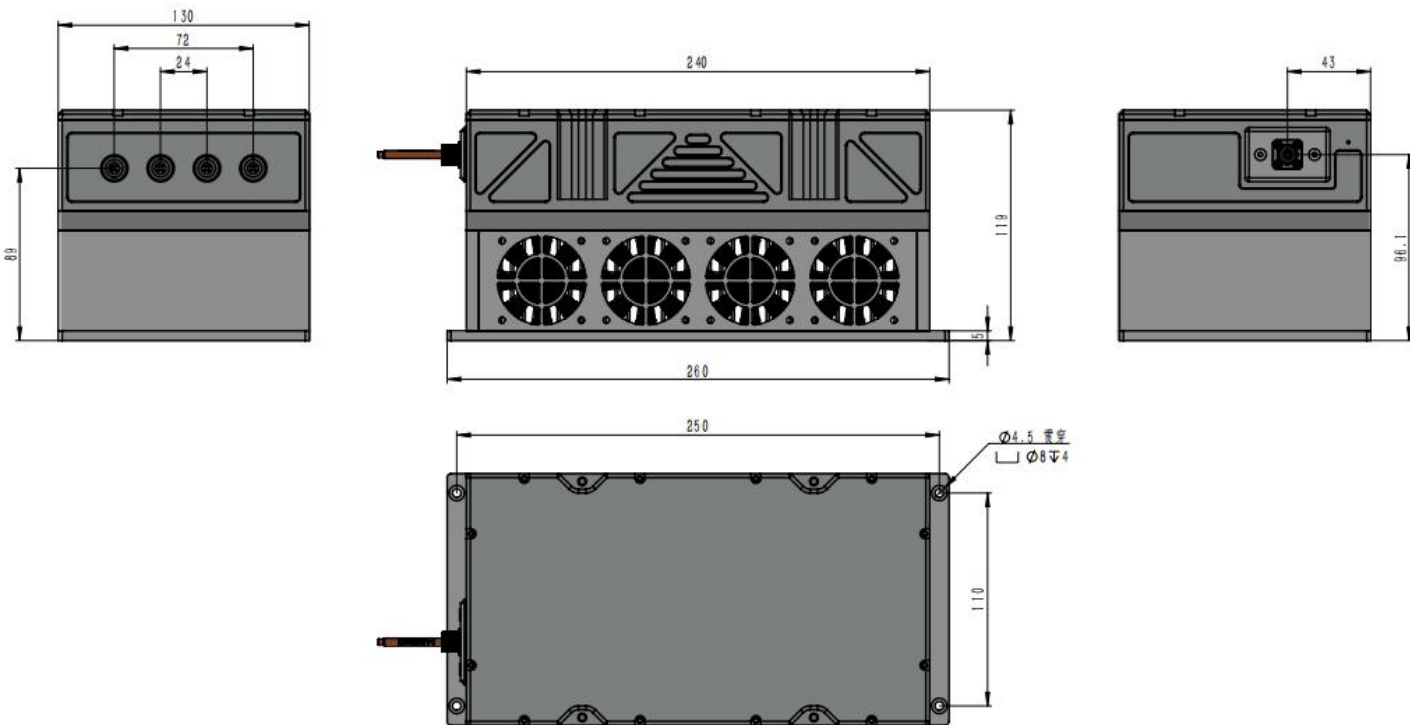
Y589D5000-240x130x52-FC200-0.22



Applications

- . Medical Instrument
- . Scientific Experiment
- . Optical Instrument
- . Laser Projector

Dimensions (Unit: mm)



Specifications

Model Number		Y589D5000-240x130x52-FC200-0.22		
Mechanical Specifications		Min	Typ	Max
Laser Head	Length x Width(mm)	-	240x130	-
	Height (mm)	-	52	-
	Weight (g)	-	3300	-
Housing Material		Aluminum		

Optical Specifications		Min	Typ	Max
Wavelength (nm)		587	589	591
Output Power (mW)		4000	5000	6000
FWHM(nm)		1	1.2	1.5
Power Stability at const. Temperature(RMS) ⁽¹⁾		1%	3%	5%
Output Power Mode		CW		
Laser Class		4		
Fiber	Core Diameter(μm)	-	200	-
	NA	-	0.22	-
	Length(m)	-	1	-
	Connector	SMA905 ⁽²⁾		
Beam Mode Longitude		Multi		
Beam Mode Transverse		-		
Polarization Ratio (Linear)		1:1	-	-
Residual IR		-	-	3%
Electrical Specifications		Min	Typ	Max
Power Supply		100-240VAC		
Power Consumption (W)		-	400W	-
Operating Ambient Temperature Range (°C)		-	25	-
Warm up Time (mins) at 5W		-	10	15
Storage Temperature (°C)		0	-	40
Environmental Humidity (RH, %)		5	-	85
Lifetime (hours) (MTTF at 25°C)		-	10000	-
RoHS Compliance Declaration		Yes		

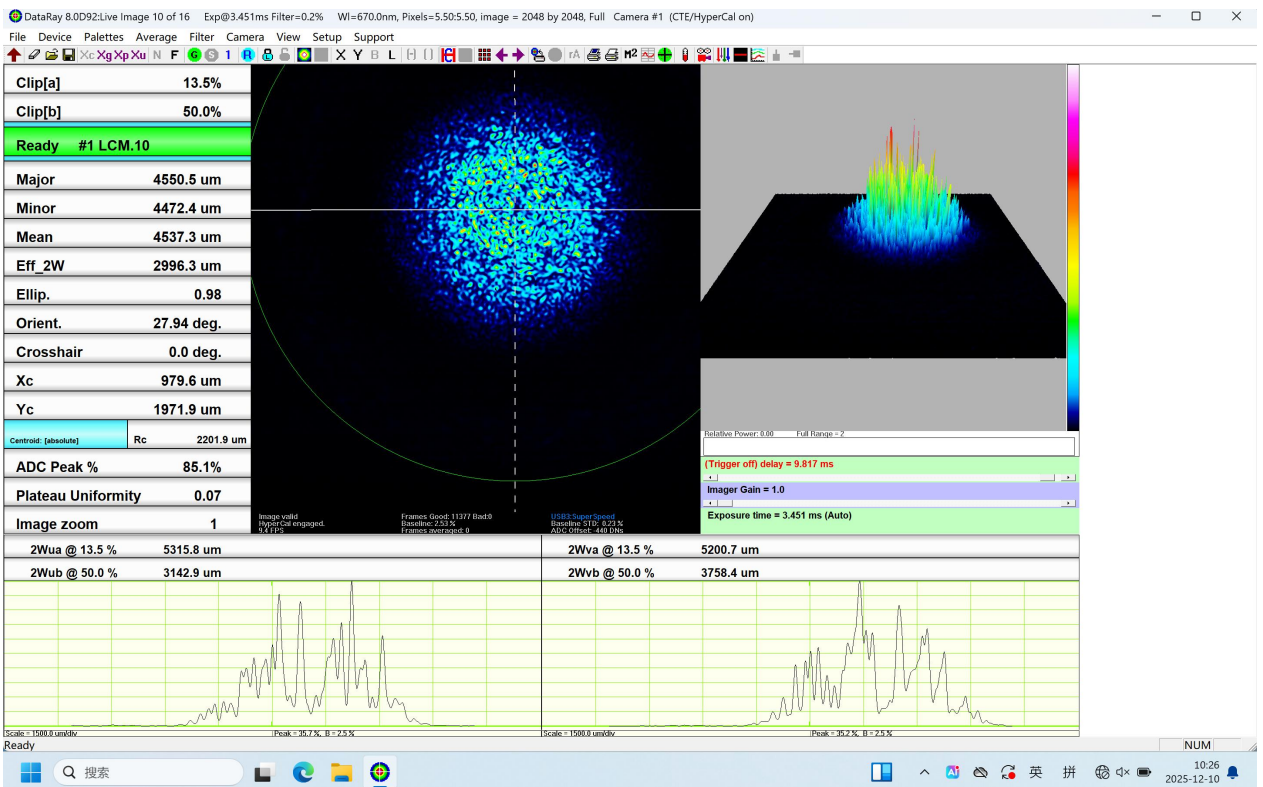
⁽¹⁾ after max. 10 minutes , RMS.

⁽²⁾ Fiber connector can be customized

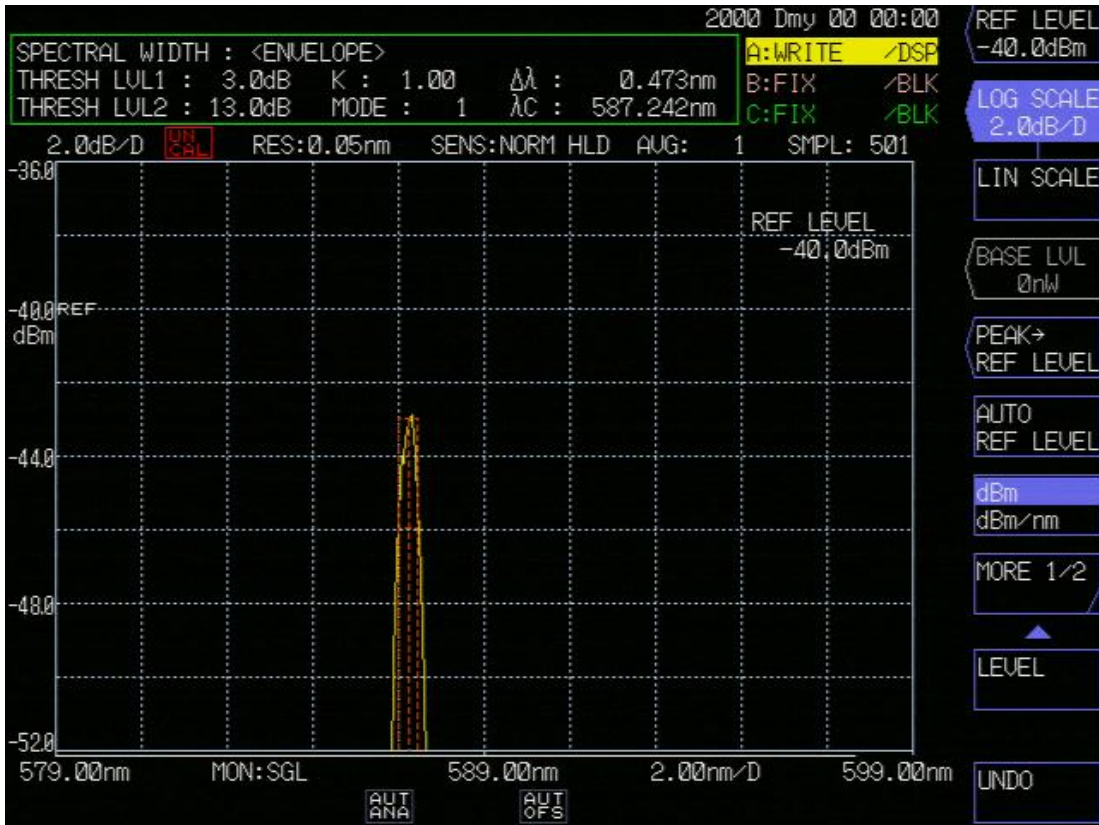
Remarks

- Product ID for placing orders: Y589D5000-240x130x52-FC200-0.22
- Datasheet Version: 1
- Example of beam spot (see picture1)

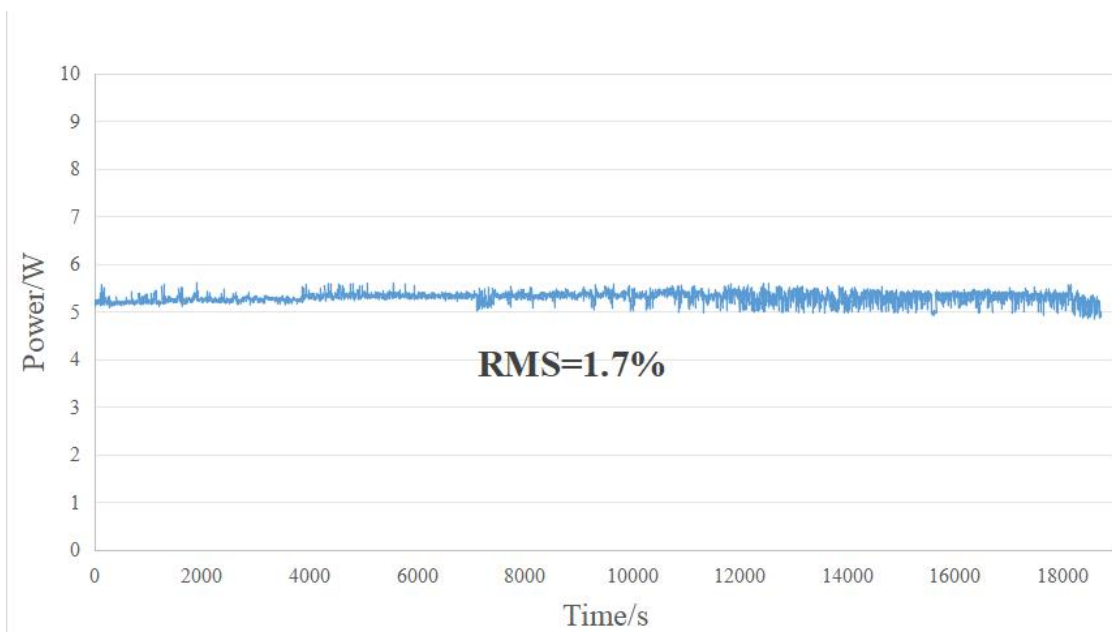
Picture 1:



Picture 2: Wavelength (Example)

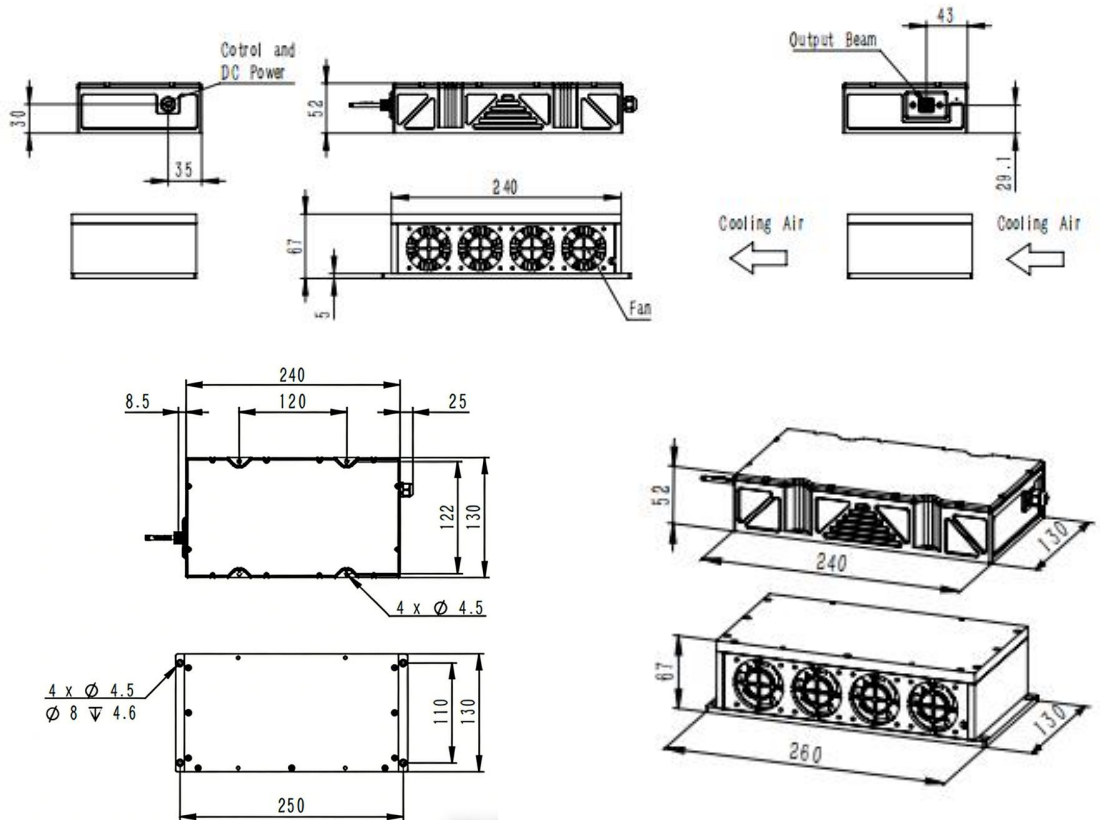


Picture 3: Power Stability Over 5h



Drawings

Laser



Power Supply

